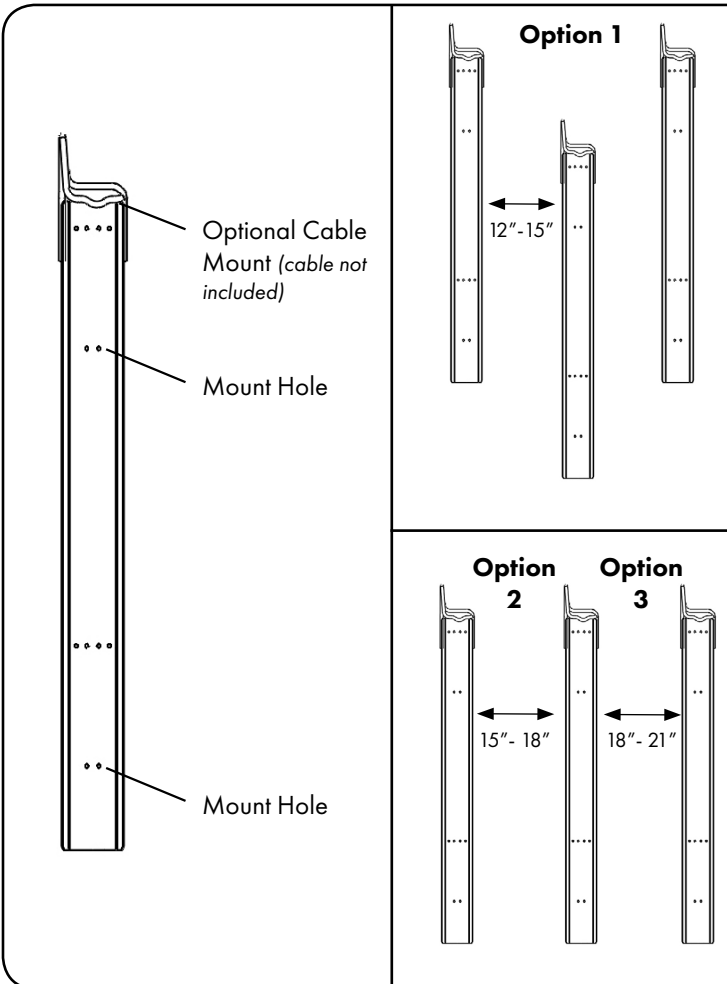


Fat Bike Trac Parking System

6003F/6003FC Mounting Instructions



MADE IN THE USA



MOUNTING YOUR NEW FAT BIKE TRAC


1. Mount your Bike Trac to a surface that is **STRONG** enough to hold both the Bike Trac and Bike. Locations like walls or corners with supportive studs, a pillar or a post are great options.
2. **THIS IS IMPORTANT:** Having a solid surface to install the Bike Trac to is essential, and (we have to say it) beyond the control of the manufacturer. Stick with our recommendations in Step 1 and you'll be good as gold.
3. With so many options for installation, we **DO NOT** include mounting hardware. Best to consult your local hardware-store for hardware recommendations.
4. As always our bike loving customer service team is available to help too: custsrv@saris.com or 1-800-783-7257.

MULTIPLE FAT BIKE TRAC PLACEMENT

If you're looking to install more than one fat bike trac, here are our recommendations:

- Option 1:** Stagger tops of the Bike Tracs (High, Low, High). Approx. space between each 12-15".
- Option 2:** Level tops of Bike Tracs, hanging every other bike by rear tire. Approx. space between each 15-18".
- Option 3:** Level tops of Bike Tracs, hanging all bikes by front tire. Approx. space between each 18-21".


Note: Be sure to leave enough room between each Bike Trac so that the bike's handlebars do not interfere with each other. Optimum distance between Tracs will depend on make a model of bike.



LOCKING BIKE TO FAT BIKE TRAC (6003FC ONLY)

The 6003FC is designed to allow the bike owner to lock the front wheel and frame to the Bike Trac utilizing a U-Lock or cable lock (not supplied).

Please note that a locking cable is only intended to be a theft deterrent. Loss of a bicycle is not covered under warranty.



WARRANTY

We warrant this product to the first consumer to be free from defect in material and workmanship for a period of one year from date of purchase. (Please retain your sales slip for your records.) Any product or part thereof found to be defective within that period will be replaced without charge provided that: (1) the product was not misused; (2) no alterations or modifications were made; (3) its failure resulted from a defect in material or workmanship and not from normal wear expected in the use of the product; (4) the product or part is delivered, freight prepaid, to Saris Cycling Group. Manufactures only obligation shall be to replace such products or parts proved to be defective. Damage to mounting surface is not covered under warranty.