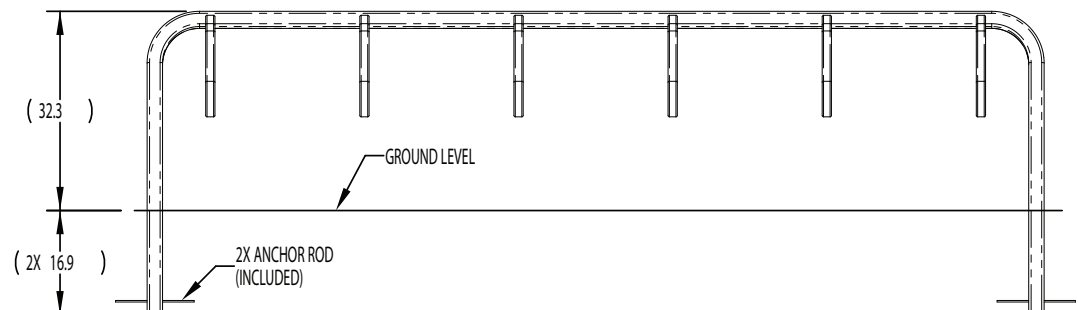
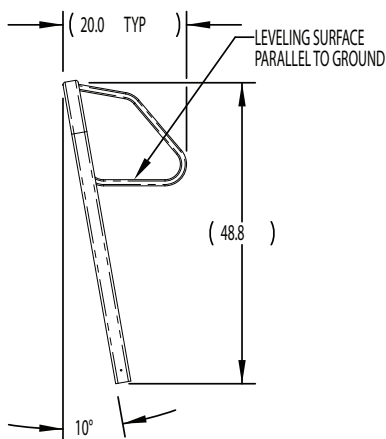
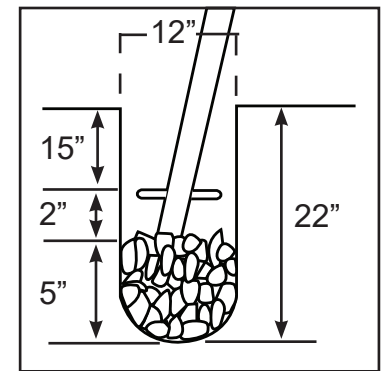


## Mounting Your Parking System

### A. Below Grade Mount

- Determine desired location and dig mounting holes 22" below grade.
- Fill hole 5" full with gravel.
- Lower unit into holes.
- Adjust the rack so the bottom of the hangers are parallel to the ground.
- Ensure the main frame is at a 10 degree angle to the ground as shown below.
- Support unit with spacers, such as cinder blocks.
- Fill the remainder of the hole with concrete.
- Allow the concrete to cure before removing supports.

### Below Grade Illustration



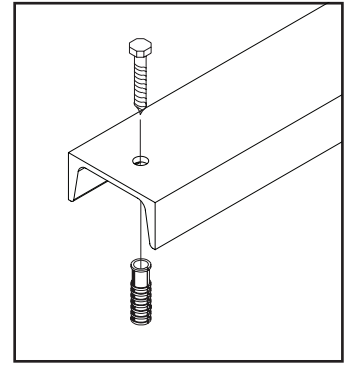
## B. Free Standing Mount

**(Note: It's recommended that concrete cure for 28 days prior to mounting.)**

### 1. Temporary Mount

- Determine desired location of unit (mark hole locations using channel as a guide).
- Using a 1/2" masonry drill bit, drill holes in concrete 2-1/2" deep.
- Insert anchor sheilds into holes and tap in place with a hammer.
- Align holes in flange with anchors and secure with a 5/16"-18 x 3-1/2" lag bolts.

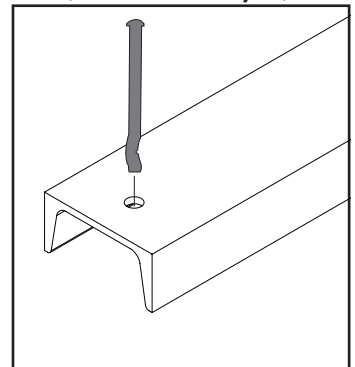
Flange Mount Illustration  
(Temporary Style)



### 2. Permanent Mount


- Determine desired location of unit.
- Using a 3/8" masonry drill bit, drill through the flange mount and into the concrete 3-1/2".
- Blow the hole clean of dust and other material.
- Drive a 3/8" x 4" mushroom spike through flange mount and into hole, until head of spike is seated on the flange mount.

Flange Mount Illustration  
(Permanent Style)



## Parking Bicycles

Bikes can be parked as illustrated.



### **WARNING:**

Manufacturer and seller expressly disclaim any and all liability for personal injury, property damage or loss, whether direct, indirect, or incidental, resulting from the incorrect attachment or inappropriate placement, improper use, inadequate maintenance, or neglect of this product. Placement of this product is beyond control of the manufacturer. It is the end users responsibility to place this product so as to avoid potential pedestrian or playground accidents.

### **WARRANTY:**

We warrant this product to the first consumer to be free from defect in material and workmanship for a period of one year from date of purchase. Please retain your sales slip for your records. Any product or part thereof found to be defective within that period will be replaced without charge provided that: (1) the product was not misused; (2) no alterations or modifications were made; (3) its failure resulted from a defect in material or workmanship and not from normal wear expected in the use of the product; (4) the product or part is delivered, freight prepaid. Manufacturer's only obligation shall be to replace such products or parts proved to be defective.