

Wall Mount Work Stand



Space doesn't have to be a limiting factor when it comes to making a DIY, public-use bicycle repair area. The Wall Mount Work Stand is a super tough, wall-mounted option for providing access to the most commonly used bicycle repair tools. When paired with a manual or Electric Pump, you've got a super space-efficient DIY bicycle repair area that cyclists will love!

Product Specifications

- Designed for Indoor or Outdoor use
- Wall mount design; small footprint is perfect for small spaces
- Can be mounted to posts using U-bolt holes in back panel slots
- Pairs perfectly with Saris Bike Pumps
- Tools securely attached by braided stainless steel cables

Wall Mount Work Stand

Recommended Setbacks



Laser cut flat plate &
Thick wall DOM tubing



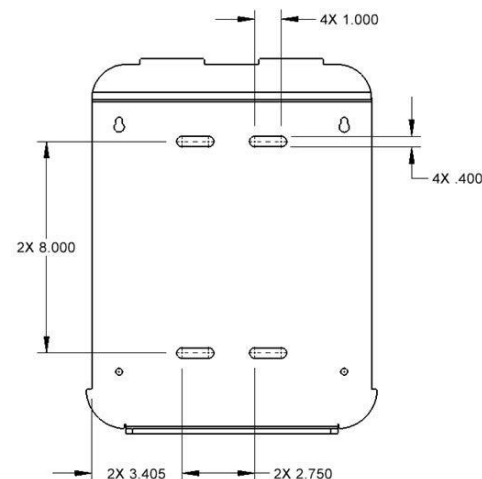
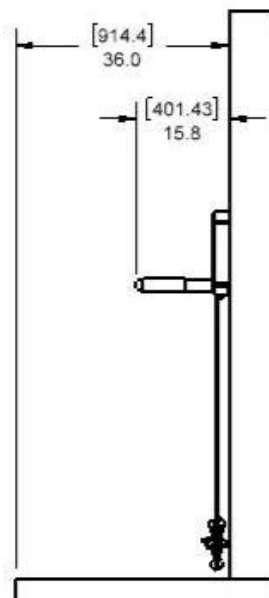
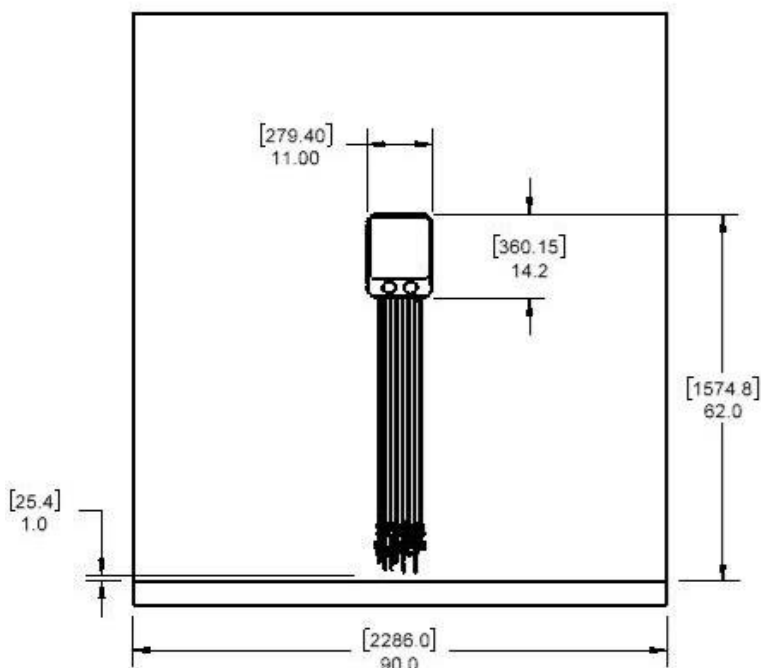
Powder Coat
Galvanized



2 year
warranty



Made in
the USA



**rear mounting plate
dimensions for installation**

Tools Included



- Philips & standard screwdrivers
- Steel core tire levers [2]
- Headset/pedal wrench
- 8/10mm cone wrench
- 9/11 mm cone wrench
- Torx T-25
- Hex key set

Dimensions						
Model	Finish	Type of Mount	Weight	Length	Height With Tools	Width
29755BLK	Black Powder Coat	Wall/Post	29 lbs.	16"	61"	11"
29755RED	2Red Powder Coat	Wall/Post	29 lbs.	16"	61"	11"

Our Saris Infrastructure representatives can assist with custom layout and spacing to meet your room dimensions and desired bike capacity.

Saris Infrastructure 800.783.7257

www.sarisinfrastructure.com

Downloadable product resources available online:



CAD Files



SketchUp Files



Written Specs



Photos