

STACK RACK



The customizable Stack Rack combines industrial design and strength with two-tier spacing for added capacity and maximum density. And, the lift assist mechanism eases any bike lifting required by the user, making it easier to load and unload. Flexibility in bike spacing, rack configuration and the modular design make this product unique to each installation.

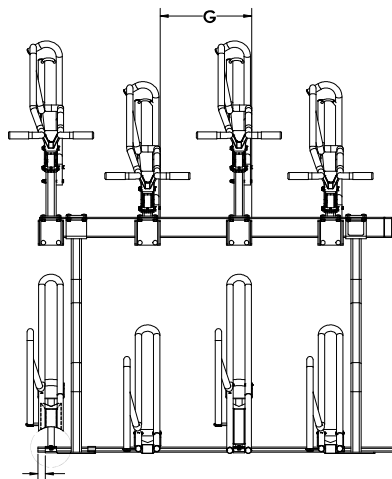
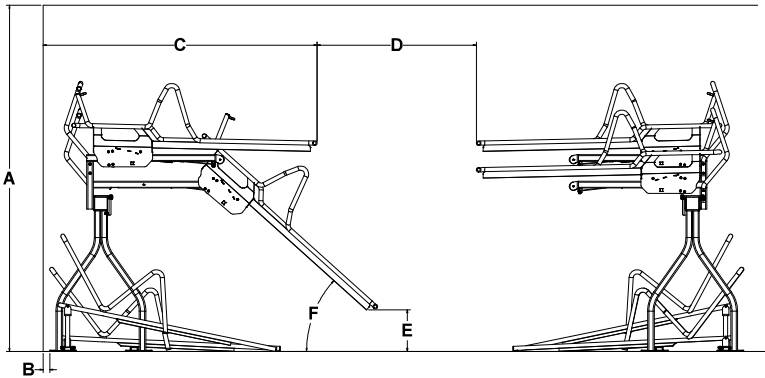
Product Specifications

- Can be built as single-sided or double-sided unit.
- Multiple bike spacing options offers flexibility to meet municipal bike parking regulations
- Few moving parts to minimize maintenance
- 1.25" security locking bar standard at each bike spot
- 104" ceiling clearance (lower ceiling height model can be provided if needed for ceiling height of 96" – 24" bike spacing only).
- Upper trays pull down to 12" from floor to minimize bicycle lift height when loading.

Stack Rack

Spacing and Dimensions

For a full list of dimensions and spacing requirements and recommendations, please see our technical specification document or installation manual



A	B	C	D	E	F	G
104" (or 96" @ 24" bike spacing ('G'))	2"	80.5"	48" min	12" lower, 20" upper	42°	17", 18" or 24"



Single-sided sections of 4, 6, 8, 10, 12, 14, 16 and Double-sided sections of 8, 12, 16, 20, 24, 28, 32.



4" square steel upper frame, 2"x1" steel lower frame



Hot Dipped Galvanized



Flange Mount Recommended Anchor 29181



Lift assist mechanism is spring loaded top tray



Anchors must be purchased separately

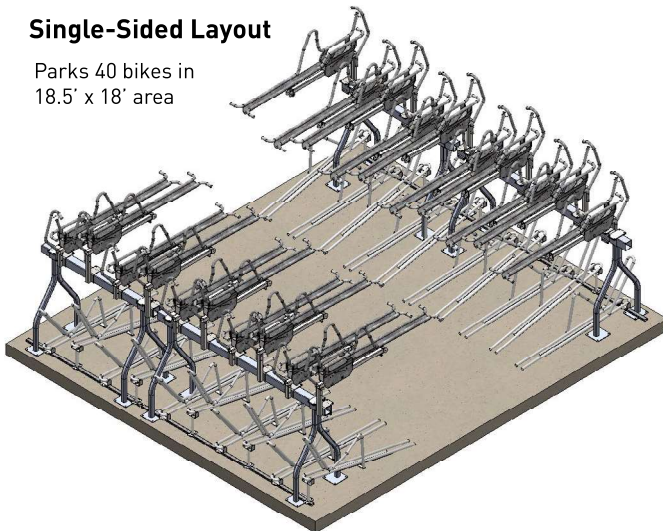
1 year warranty



Made in the USA

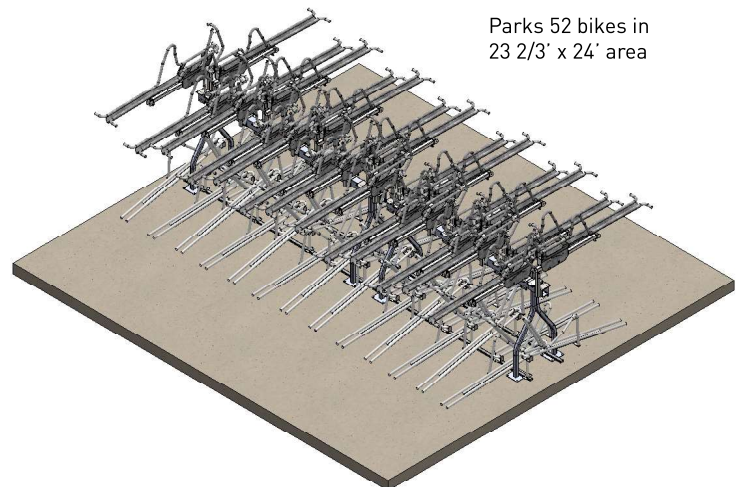
Single-Sided Layout

Parks 40 bikes in 18.5' x 18' area



Double-Sided Layout

Parks 52 bikes in 23 2/3' x 24' area



Our Saris Infrastructure representatives can assist with custom layout and spacing to meet your room dimensions and desired bike capacity.

Saris Infrastructure 800.783.7257

www.sarisinfrastructure.com

Downloadable product resources available online:



CAD Files



SketchUp Files



Written Specs



Photos